

BE FAST. BE SAFE. BE CONFIDENT.



Shown with optional extras.

SOLUTION #1

ExpressLine

Built for speed and safety

ExpressLines come in two different body styles to fit industry standard baskets, which allows for easy loading and unloading of products. Also, several options may be added, including tray slides, stainless or glass over-shelves and heated or frosted upper structures for display and serving. You can also upgrade the counter-tops to have solid surface and bodies finished with laminate, fiberglass and even vinyl graphics.

LEGEND

1. Heated module holds 26" X 13" baskets (available in 2 ¼" deep, holding seven baskets per opening or 4½" deep, holding three baskets per opening) with packaged product to serve 200 to 400 meals, depending on packaging.
2. Optional over-shelves available, including stainless steel, glass or heated shelf (as shown).
3. Refrigerated module holds 26" X 13" baskets (available in 2½" deep, holding seven baskets per opening or 4½" deep, holding three baskets per opening; above compressor, only holds 2 baskets) for holding and serving of cold entrees and sides.
4. Cold module shown with optional frost-top over-shelf.
5. Grab 'n go refrigerated drink station holds standard crates or bottles.
6. Cashier stand with vertical protector to comply with social distancing guidelines.

Wire baskets included. Shown with optional vinyl graphic decals.

ExpressLine

COMPACT

Learn more at lowtempind.com/expresslinecompact

Small footprint, big solution



This compact counter is built with the same solid LTI construction and can now hold baskets for easy processing of hot or cold packaged foods.

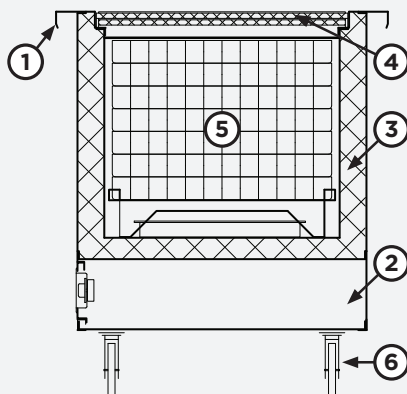
This ExpressLine offers durable and flexible features such as heavy duty 14 gauge tops with solid sliding doors and two different body sizes to fit industry standard baskets. It allows for easy loading and unloading of products and has fully removable lids to ensure a speedy line.

Optional upper structures are able to support additional ambient merchandising. Menu boards and many exterior finishes are available to personalize the ExpressLine unit to fit your needs. A solid stainless push handle makes our ExpressLine Compact easy to move if remote feeding is required.

Optional elementary school height available.

Unit Size L x W x H	Description 12 Total Models	2-1/4" Deep Baskets	4-1/2" Deep Baskets
50" X 31" X 34"	Cold unit with slide lids	18	9
63" X 31" X 34"	Cold unit with slide lids	24	12
50" X 31" X 34"	Hot unit with slide lids	18	9
63" X 31" X 34"	Hot unit with slide lids	24	12

Notes: ¹Standard basket, 20-11/16" x 13-1/4". ²Extra wide basket, 26" x 13-1/4" in 36-5/8" deep units.



Unit cross-section

LEGEND

1. Standard 14ga top
2. 18ga galvanized steel body covered with standard grade plastic laminate panels
3. Heated liner shown - refrigerated units available also
4. 18ga stainless double pan insulated doors
5. Arlington or Standard baskets
6. 5" casters

STANDARD FEATURES

- Operators can serve hundreds of meals and snacks
- Made of stainless steel and easy to clean
- Mobility - can easily be moved from courtyards to classrooms and everywhere in between
- Customizable upper structures for display of additional items

PortableSink

Learn more at lowtempind.com/portablesinks

Handwashing is here to stay

Now more than ever, LTI's Portable Hand Sinks can serve as the first line of defense against germs for customers and staff. They're ideal for spaces where traditional sinks are not available, yet washing your hands is essential.



DELUXE

Model SL-SCS3330



ECONOMY

Model SL-SCS2626

STANDARD FEATURES

- Heavy duty angle frame and top support
- 14ga fully welded top
- All locking casters
- Hot water heater 110-degree low amp draw
- On board low voltage pump
- Standard 5-15p outlet, even with heatless hand dryer
- Fresh water and gray water tanks – size can vary slightly

OPTIONAL ITEMS

- Standard graphics package and design, custom designs available
- Selection of faucets, soap dispensers and hand drying
- Heatless hand dryer available
- Modifications to top and body size and shape

STANDARD FEATURES

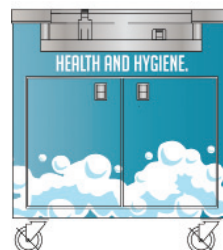
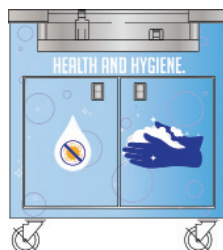
- Unibody construction, available in one size: 26x26"
- All locking casters
- 14ga top
- 5 gallon fresh water tank
- 6 gallon gray water tank
- On board low voltage pump
- Hot water heater 110-degree low amp draw
- Standard 5-15p outlet (even with heatless hand dryer)
- Standard faucet and soap dispenser

OPTIONAL ITEMS

- Hands-free faucet or hands-free soap dispenser
- Heatless hand dryer
- Choose from standard graphics packages

GRAPHIC WRAPS

Portable sinks can also be outfitted with an optional graphic wrap to promote sanitation or blend into the building décor.




Protective Shields

Learn more at lowtempind.com/addons

Safety at the point of contact

Vertical Free Standing Barrier



LTI's vertical barrier is free standing. That means tools are not required for installation and it can be added to any existing or new cashier counter. Dimensions: 28"L x 25"H.



Cashier station installation (top photo); Guest (front) and staff (back) views (bottom photo).

Economical Buffet Conversion Kit

LTI's Buffet Conversion Kit (A) needs no tools, comes in eight standard sizes and gives you two ways of serving: 1) From self service to full service and 2) The ability to serve prepackaged foods under the protector.



Buffet self serve to full serve installation. Single well stainless steel cover option (B), part #SWSSCV, shown.



Changing
how food is served.™

LTI, INC.
(888) 584-2722
INFO@LOWTEMPIND.COM

LEARN MORE AT
LOWTEMPIND.COM/COVIDSOLUTIONS