



Project: \_\_\_\_\_

Item: \_\_\_\_\_

Quantity: \_\_\_\_\_

Date: \_\_\_\_\_

Drop-in Models	Wells
<input type="checkbox"/> TW-DW-1-SL	1
<input type="checkbox"/> TW-DW-2-SL	2
<input type="checkbox"/> TW-DW-3-SL	3
<input type="checkbox"/> TW-DW-4-SL	4
<input type="checkbox"/> TW-DW-5-SL	5

Hot Food Drop-In Slimline  
Dry or Wet Heat Models



U.L. Sanitation Classified to NSF Standards

- Versatile, use wet or dry
- Fully insulated, for use in any counter
- 1 to 5 pan units provide for full menus
- Manifold drains make installation easy
- Labor saving easy to clean design

**Benefits**

- ✓ 563 watt heat source (at 208V)
- ✓ Individual solid-state digital controls
- ✓ Versatile, use wet or dry
- ✓ Fully insulated for use in any counter
- ✓ 1 to 5 pan units provide for full menus
- ✓ Manifold drains for single point drain connection
- ✓ Labor saving "easy to clean" design
- ✓ Single electrical connection
- ✓ Fast, easy installation
- ✓ 208V (563 watt) or 120V, 240V (751 watt)

**Standard Features**

- ✓ Solid state digital controls
- ✓ Full sealing gasket

**Optional Features (specify)**

- Small pan divider bars
- Adapter panel
- (contact factory)
- 120V (751 watts)
- 240V (751 watts)

Our "drop-in" configuration provides a self-contained unit that allows for easy installation in any counter, serving line, cart or table.

A.I.A. File No. 00-0-00

SIS No. 00-0-00

REV 1/16/20 - Printed in the U.S.A.



LTI, Inc.  
1947 Bill Casey Parkway  
Jonesboro, GA 30236  
(888) 584-2722  
lowtempind.com

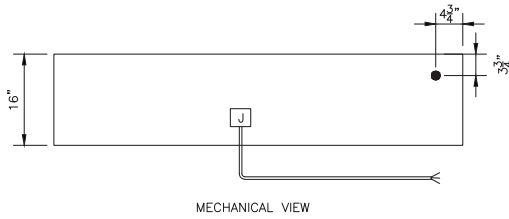
Approvals: \_\_\_\_\_

# Hot Food Drop-In Slimline

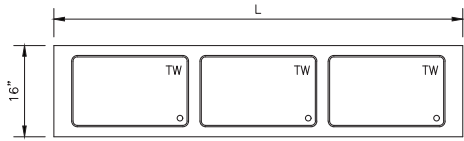
Dry or Wet Heat Models



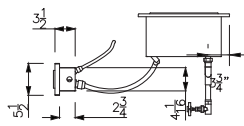
Hot Food Drop-In Slimline  
Dry or Wet Heat Models



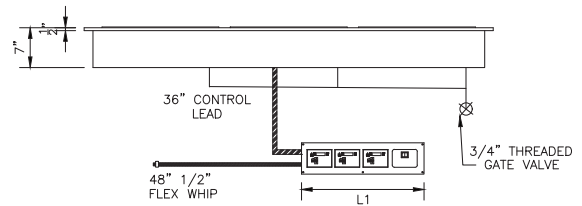
MECHANICAL VIEW



PLAN VIEW



END VIEW



OPERATOR SIDE VIEW

Model #	Pans	L	L1	Cut-out size	208V, 1 phase		240V, 1 phase		120V, 1 phase	
					Watts	Amps	Watts	Amps	Watts	Amps
TW-DW-1-SL	1	24 3/4"	7 1/4"	14 1/2" x 25 5/8"	563.5	2.7	751	3.15	751	6.3
TW-DW-2-SL	2	49 1/4"	12"	15" x 46"	1127	5.4	1502	6.3	1502	12.5
TW-DW-3-SL	3	71 3/4"	16 3/4"	15" x 68 1/2"	1690	8.1	2253	9.4	2253	18.8
TW-DW-4-SL	4	94 1/4"	21 1/2"	15" x 91"	2253	10.8	3004	12.5	3004	25
TW-DW-5-SL	5	116 3/4"	26 1/4"	15" x 113 1/2"	2816	13.5	3755	15.6	3755	31.3

### General Specifications

Top perimeter frame to be constructed of 14 gauge stainless steel, welded, ground and polished with a thermal break provided between the top and heated sections

Interior pan to be 18 gauge stainless steel, fully welded, ground and polished. To be fully insulated with fiberglass insulation.

The exterior jacket to be constructed of 18 gauge galvanized steel.

Each compartment to have 563 watt heat source with solid state digital controls.

All switches and controls to be fully accessible. Units to be UL listed and shall bear the UL Sanitation seals.

### Approval/Submittal (signature required)

Adherence to LTI installation instructions is required. Failure to do so may void the warranty.

Signature \_\_\_\_\_

Date \_\_\_\_\_

We reserve the right to change specifications and product design without notice. Such revisions do not entitle the buyer to corresponding changes, improvements, additions or replacement for previously purchased equipment.

All equipment to be built in accordance with the Underwriters Laboratories, Inc. and the National Sanitation Foundation, Inc. standards and shall bear the Underwriters Laboratories, Inc. listing label for safety and the Underwriters Laboratories classification label for sanitation.

A.I.A. File No. 00-0-00

SIS No. 00-0-00

REV 1/16/20 - Printed in the U.S.A.

LTI, Inc.  
1947 Bill Casey Parkway  
Jonesboro, GA 30236

(888) 584-2722  
lowtempind.com



**Changing**  
how food is served.™